

# 2026 MRA FAST TRACK CLASS RULES

## GLOSSORY OF TERMS

The word **MAY**: is used for the purpose of saying the user may or may not do as the rule reads, (i.e.) *The battery **May** be relocated.*

The word **SHOULD**: is used for the purpose of saying the user should do as the rule says to comply, (i.e.) *Exterior body panels **Should** retain a stock appearance.* Meaning it does not need to be an exact duplicate of the original body to comply.

The word **SHALL**: is used for the purpose of saying the user shall do as the rule says to comply, (i.e.) *Driver **Shall** sit in stock location. (Center seat positions **NOT** permitted).* Meaning no options.

**OEM**: Original Equipment Manufacturer Specifications.

**OEM type or style**: Means similar designs to Original Equipment Manufacturer specifications - But may be produced by any aftermarket manufacturer.

**Notes:**

- 1) Four (4) wheel drive mandatory on All vehicles in all Pro Classes.
- 2) Tire Diameter will be determined by factory stamp on side wall.

## CLARIFICATION OF CLASSES

- 1) **For the purpose of safety rules: The following Fast Track Classes will be referred to as Pro Classes**
  - a) Open Cuts
  - b) Open Paddles
  - c) Modified Cuts
  - d) Modified Paddles
  - e) Outlaw Pro Stock
  - f) Pro Stock
  - g) Super Stock

# **2026 MRA - SUPER STOCK (FT)**

## **GENERAL OVERVIEW:**

This all-motor class is intended for four-wheel drive trucks and jeeps that have been modified for competition but still utilize mostly stock OEM components. Although they are primarily competition vehicles and need not be street legal, they should appear stock. Engine swaps and body swaps are allowed as per class rules. Vehicles must meet all safety requirements for this class. **(See General Rules)**

## **BODY (Super Stock) (FT)**

- 1) Any model jeep or truck, stock steel body or OEM (street weight) equivalent fiberglass body parts required. No race bodies. Fiberglass replacement parts should closely match the OEM specifications in design.
- 2) Wheelbase must match vehicle, model, and year +/- 2".
  - a) Body must match wheelbase.
  - b) No altered wheelbase vehicles are allowed.
- 3) The inner structure of bed sides, bed floors, and wheel tub may be replaced, but must be present. With the following exceptions
  - a) Tailgate may be removed.
  - b) Front fenders may be removed.
  - c) Removal of inner steel structures is allowed on front fenders and hood only.
  - d) One piece fiberglass front clip permitted should closely match the OEM Specifications.
  - e) Fender cutting/trimming permitted for tire clearance.
  - f) Fender cutting/trimming permitted for header clearance.
  - g) Firewall may be modified for engine clearance only but shall not be replaced or relocated.
  - h) Engine set back shall be no further back than the #1 plug over center of the front axle.
- 4) Shall retain factory floor pan. Floor pan or tub shall not be removed, replaced, or relocated. (Floor may be modified for drive train clearance.)
- 5) Flatbeds – Minimum dimensions: Should be the same width as the cab and extend to the rear most part of the frame and substantial enough to carry cargo.
- 6) Windshield required. (Lexan or equivalent acceptable.)
  - a) Driver's side should have window or window net, if not present arm restraints shall be required.

- 7) Rear window may be removed for roll cage/bar clearance.
- 8) Bumpers are not required.
- 9) Mirrors are not required.
- 10) Removal of OEM interior trim pieces is allowed.
  - a) Seat
  - b) Headliner
  - c) Door Panels
  - d) Carpet
  - e) Dash
  - f) Other Trim Pieces
- 11) No removal of inner steel structures/panels allowed.
- 12) Race seat(s) of metal construction allowed, with the addition of an SFI approved 5-point safety harness.
- 13) Driver shall sit in the stock location. (Center seat positions NOT permitted)
- 14) Exterior body panels should retain a stock appearance.

### **CHASSIS: (Super Stock) (FT)**

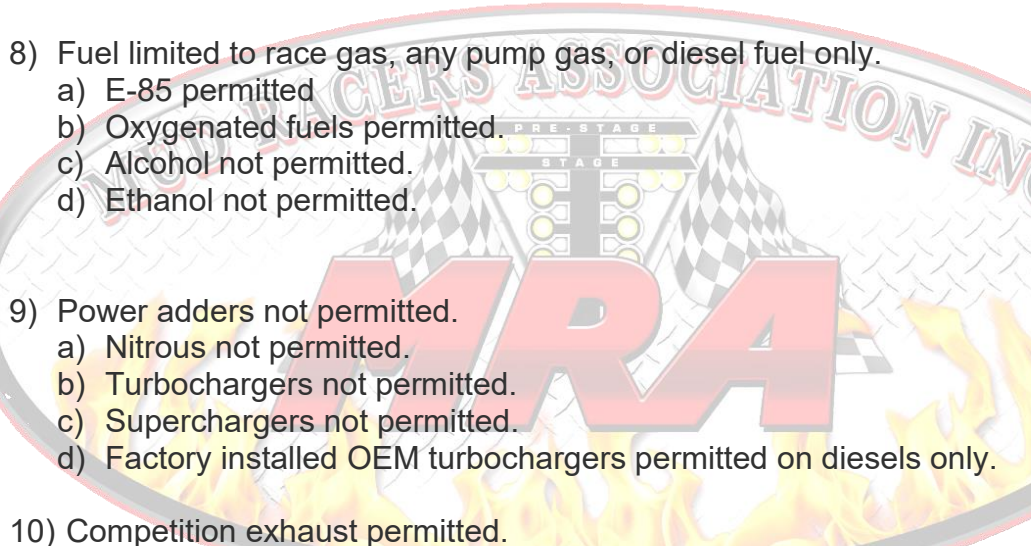
- 1) Any unmodified OEM factory frame or frame rails bumper to bumper. Shall retain two (2) stock cross members.
  - a) Relocating of cross member(s) permitted.
  - b) Modifications permitted.
  - c) Unused brackets may be removed at the discretion of the builder.
  - d) Unused cross members may be removed at the discretion of the builder.
- 2) 6-point roll cage is required. **(See general rules.)**
- 3) Rear suspension must be leaf-spring unless equipped otherwise from the factory.
- 4) Ladder bars permitted.
  - a) 3-link suspensions shall not be permitted.
  - b) 4-link suspensions shall not be permitted.
- 5) Front suspensions may be OEM leaf-spring, coil & radius, or IFS. Other front suspensions styles are permitted if OEM for that vehicle.
- 6) No coil over shocks.

- 7) No coil over suspensions.
- 8) Leaf-spring vehicles shall have at least one (1) functional leaf spring per spring pack. Floaters/Sliders are permitted.
- 9) Any OEM front and rear differential (axles) permitted. (Modifications permitted)
- 10) Enclosed After Market Transfer Case w/Enclosed Chain Drive permitted.
- 11) Any OEM transmission permitted. (Modifications and transmission brakes permitted.) SFI approved case & bell housing or shielded. **(See General Rules).**
- 12) Fuel cell may be relocated. **(See General Rules for mounting specifications).**
- 13) Battery may be relocated. **(See General Rules for mounting specifications).**
- 14) Radiator may be relocated. **(See General Rules for mounting specifications).**
- 15) 4-wheel brakes mandatory, dual master cylinder or OEM style dual reservoir master cylinder required.
- 16) Maximum 46.5" DOT Cut Tires.
- 17) Minimum weight with driver:
  - a) Big Block equipped vehicles – 3,600 lbs.
  - b) Small Block equipped vehicles – 3,300 lbs.

### **ENGINE: (Super Stock) (FT)**

- 1) Any OEM type automotive engine.
  - a) Cast Iron/Cast Aluminum
    - 1) 10.725 Maximum Deck Height
    - 2) 4.9" Bore Space Maximum
    - 3) Must Be Water Jacketed
  - b) No Billet Blocks
- 2) Conventional OEM style aftermarket aluminum heads allowed. (Modifications allowed)
- 3) No Aftermarket Pro-Stock style heads permitted.
  - a) No Chevy Big Block spread port style heads.
  - b) No Ford C-heads.
  - c) No Ford Thor heads.
  - d) No Hemi heads.
  - e) No Billet heads
  - f) Ford A-460 type heads are permitted.



- g) Any aftermarket OEM type small block aluminum head permitted.
  - 4) Cast aluminum intake only.
    - a) No tunnel rams permitted.
    - b) No sheet metal intakes permitted.
  - 5) Single gas carburetor only.
    - a) Single Predator carburetor permitted.
    - b) SV-1 carburetor permitted.
    - c) Stretched carburetor not permitted.
    - d) Split Dominator carburetor not permitted.
  - 6) OEM fuel injection only.
  - 7) Vacuum pumps and dry sumps permitted.
  - 8) Fuel limited to race gas, any pump gas, or diesel fuel only.
    - a) E-85 permitted.
    - b) Oxygenated fuels permitted.
    - c) Alcohol not permitted.
    - d) Ethanol not permitted.
  - 9) Power adders not permitted.
    - a) Nitrous not permitted.
    - b) Turbochargers not permitted.
    - c) Superchargers not permitted.
    - d) Factory installed OEM turbochargers permitted on diesels only.
  - 10) Competition exhaust permitted.
- 

## **GENERAL TRACTION CONTROL: (Super Stock) (FT)**

### **Self-Learning Traction Control Technology:**

- 1) The use of all self-learning traction control technology (i.e. all Davis Technology Products) in all Pro classes shall NOT be permitted.

## **END OF MRA - SUPER STOCK (FT)**

## **2026 MRA – PRO-STOCK CUTS CLASS (FT)**

### **GENERAL OVERVIEW**

Pro Stock is a naturally aspirated class intended for highly modified four-wheel drive trucks and jeeps. Competition chassis, race bodies and Pro Stock style engines.

**Vehicles must meet all safety requirements for this class. (See General Rules).**

### **BODY: (Pro-Stock Cuts) (FT)**

- 1) Any model jeep or truck body permitted – should be recognizable.
  - a) Fenders, doors, and roof must be retained if originally OEM equipped.
  - b) No narrowing of driver's compartment.
  - c) Must resemble OEM factory appearance.
- 2) Narrowing or bobbing of rear quarter panels permitted for tire clearance using the following guidelines.
  - a) If narrowed, panels between the tires must extend to the end of the frame.
  - b) If bobbed, rear quarter panels must extend a minimum of 12" behind the cab.
- 3) Hood and grill should be present.
- 4) The driver's seat may be moved forward or backward but must be set on the left side of vehicle. Maximum distance from the center of the front axle to the bottom of the driver's seat back shall not exceed 84". Center seat position is **NOT** permitted.
- 5) A firewall and floor pan shall be present protecting the driver from engine and driveline components. Minimum 0.300 Steel or 0.600 Aluminum recommended.
- 6) The firewall shall extend from door to door and from floor pan to dash bar.
- 7) The floor pan shall extend from door to door and from the front of the tub to the rear of the cab or tub. (Driver's compartment)
- 8) The floor pan and firewall shall be securely attached to each other and to the framework of the chassis.
- 9) Windshields, rear and side window glass, and related hardware are not required.
- 10) Race seats of metal construction are permitted.

## CHASSIS: (Pro-Stock Cuts) (FT)

Chassis material shall meet MRA minimum requirements. **(See General Rules)**. These are the minimum standards and do not imply or guarantee driver or vehicles safety.

- 1) The main frame rails of the chassis shall be constructed of a minimum of 0.080" square and/or rectangular steel tubing. Minimum dimensions of 2" X 3" or any factory frame or frame rails.
  - a) Minimum length of frame rails shall be from centerline of front axle to centerline of rear axle.
  - b) Round tube can be used for additional bracing.
  - c) Back half chassis permitted.
- 2) Minimum standard is an 8-point roll cage to include funny car style cage in the driver's compartment. **(See General Rules)**.
- 3) Any type of suspension permitted.
- 4) Any type of OEM or aftermarket chain or gear drive transfer set up permitted.
- 5) Any type of transmission permitted, modifications permitted (automatics must be shielded or SFI case).
- 6) Any OEM style front and rear differentials permitted. Modifications permitted.
- 7) 4-wheel brakes mandatory, dual master cylinder or OEM style dual reservoir master cylinder required.
- 8) Fuel cell, radiator, and battery may be relocated. **(Must meet General Rules)**
- 9) Maximum 46.5" DOT cut tires only.
- 10) Maximum wheelbase is 130".
- 11) Minimum weight with driver
  - a) Big Block equipped vehicles refer to engine rules.
  - b) Small Block equipped vehicles – 2,500 lbs.

## ENGINE: (Pro-Stock Cuts) (FT)

- 1) Any OEM type automotive engine
  - a) Cast Aluminum Block
    - 1) 10.725 Maximum Deck Height
    - 2) 4.9" Bore Space Maximum
    - 3) May Have Fuel Injection
    - 4) Maximum of 8 Barrels of Carburetion
    - 5) Must Be Water Jacketed
    - 6) No Billet Blocks
    - 7) Minimum Weight with Driver – 2,750 lbs.
    - 8) Minimum Weight with Driver with Billet or Hemi Heads – 2,800 lbs.
  - b) Big Block Cast Iron
    - 1) 10.725 Maximum Deck Height
    - 2) 4.9" Bore Space Maximum
    - 3) May Have Fuel Injection
    - 4) Maximum of 8 Barrels of Carburetion
    - 5) Must Be Water Jacketed
    - 6) Minimum Weight with Driver – 2,750 lbs.
    - 7) Minimum Weight with Driver with Billet or Hemi Heads – 2,800 lbs.
  - c) Big Block Cast Iron/Cast Aluminum
    - 1) 11.7" Maximum Deck Height
    - 2) 4.9" Bore Space Maximum
    - 3) Must Be Water Jacketed
    - 4) Maximum of 4 Barrels of Carburetion (Split and Stretched Dominators permitted, Single Predator or Single SV-1 permitted.)
    - 5) Minimum Weight with Driver – 2,850 lbs.
    - 6) Minimum Weight with Driver with Billet or Hemi Heads – 2,900 lbs.
- 2) Engine placement – engine shall be located a maximum of 12 inches back from the centerline of the front axle tube to the #1 sparkplug.
- 3) Any automotive type of cylinder head permitted.
- 4) Any automotive type of carbureted intake manifold permitted. (Sheet metal intakes permitted.)
- 5) Vacuum pumps and dry sumps permitted.
- 6) No Power adders to include
  - a) Nitrous
  - b) Turbochargers



- c) Superchargers
- 7) Any racing gas, alcohol/methanol, or oxygenated fuels permitted. No nitro methane. (Specific Gravity Tolerances shall not exceed .817 @ 60°)

## **GENERAL TRACTION CONTROL: (Pro-Stock Cuts) (FT)**

### **Self-Learning Traction Control Technology**

- 1) The use of all self-learning traction control technology (i.e. all Davis Technology Products) in all PRO classes shall NOT be permitted.

## **END OF MRA – PRO-STOCK CUTS (FT)**



# **2026 MRA – OUTLAW PRO-STOCK CLASS (FT)**

## **GENERAL OVERVIEW**

This is primarily a class intended for highly modified four-wheel drive trucks and jeeps. Competition chassis, race bodies and power adder style engines. **Vehicles must meet all safety requirements for this class. (See General Rules)**

### **Body: (Outlaw Pro-Stock) (FT)**

- 1) Any full body allowed – should be recognizable.
  - a) Fenders, doors, and roof must be retained if originally OEM equipped.
  - b) No narrowing of the driver's compartment.
  - c) Must resemble OEM factory appearance.
- 2) Narrowing or bobbing of rear quarter panels permitted for tire clearance using the following guidelines.
  - a) If narrowed, (panels between the tires) panels must extend to the end of the frame.
  - b) If bobbed, rear quarter panels must extend a minimum of 12" behind the cab.
- 3) Hood and grill should be present.
- 4) Driver's seat may be moved forward or backwards but must be set on the left side of the vehicle. Maximum distance from center of front axle to the bottom of the seat back shall not exceed 84". Center seat position is **NOT** permitted.
- 5) Firewall and floor pan should be present protecting the driver from engine and driveline components. Minimum 0.030 steel or 0.060 aluminum recommended.
- 6) Firewall shall extend from door to door and from the floor pan to the dash bar.
- 7) Floor pan shall extend from door to door and front of the cab or tub to rear of the cab or tub (driver's compartment).
- 8) Floor pan and firewall shall be securely attached to each other and to the framework of the chassis.
- 9) Windshields, rear and side window glass and related hardware are not required.
- 10) Race seats of metal construction are permitted.

## CHASSIS: (Outlaw Pro-Stock) (FT)

Chassis material shall meet MRA minimum requirements. **(See General Rules)**  
These are the minimum standards and do not imply nor guarantee driver or vehicles safety.

- 1) The main frame rails of the chassis shall be constructed of a minimum of 0.080" square and/or rectangular steel tubing. Minimum dimensions of 2" X 3" or round tube double frame rail construction with minimum 1 1/2" .083 lower bar and 1 1/4" .065 top bar or any factory frame or frame rails.
  - a) Back half chassis allowed.
- 2) Minimum standard is an 8-point roll cage to include funny style cage in the driver's compartment. **(See General Rules)**
- 3) Any type of suspension permitted.
- 4) Any type of OEM or aftermarket chain or gear drive transfer set up permitted.
- 5) Any type of transmission permitted, modifications permitted (automatics must be shielded or SFI case).
- 6) Any OEM style front and rear differentials permitted. Modifications permitted.
- 7) 4-wheel brakes mandatory, dual master cylinder or OEM style dual reservoir master cylinder required.
- 8) Maximum 46.5" DOT cut tires only.
- 9) Maximum wheelbase 130".

## ENGINE: (Outlaw Pro-Stock) (FT)

- 1) Any type automotive engine
  - a) 5.3" Bore Space Maximum
  - b) Block can be of Solid Construction or Water Jacketed
- 2) Power Adders to include a limit of one (1) power adder only
  - a) Nitrous
  - b) ProCharger
  - c) Turbo
  - d) Blower Motor limited up to Roots 1471 (No Screw Blowers Permitted)
- 3) Minimum weight with driver up to 5" Bore Space Maximum **w/no power adder**
  - a) Cast Iron Big Block equipped vehicles – 2,500 lbs.
  - b) Aluminum Big Block equipped vehicles – 2,500 lbs.
  - c) Small Block equipped vehicles – 2,200 lbs.
- 4) Minimum weight with driver up to 5" Bore Space Maximum **w/one power adder to include Nitrous**
  - a) Cast Iron Big Block equipped vehicles – 2,650 lbs.
  - b) Aluminum Big Block equipped vehicles – 2,650 lbs.
  - c) Small Block equipped vehicles – 2,500 lbs.
- 5) Minimum weight with driver up to 5" Bore Space Maximum **w/one forced induction power adder to include ProCharger, Turbo, Blower Motor limited up to Roots 1471 (No Screw Blowers permitted)**
  - a) Cast Iron Big Block equipped vehicles – 2,800 lbs.
  - b) Aluminum Big Block equipped vehicles – 2,800 lbs.
  - c) Small Block equipped vehicles – 2,500 lbs.
- 6) Minimum weight with driver 5.3" Bore Space Maximum w/no power adder
  - a) 2,650 lbs.
- 7) Minimum weight with driver 5.3" Bore Space Maximum w/one power adder
  - a) 2,800 lbs.

**\*\*\*Please Note: The above weights are subject to change after some competitive times are established\*\*\***

- 8) Engine placement – engine shall be located a maximum of 12 inches back from the centerline of the front axle tube to the #1 sparkplug.
- 9) Any automotive type of cylinder head permitted.



- 10) Any automotive type of carbureted intake manifold permitted. Sheet metal intakes permitted.
- 11) Dual carburetors permitted gas or alcohol. (Split and Stretched Dominators permitted, dual Predator or SV-1 style permitted)
- 12) Vacuum pumps and dry sumps permitted.
- 13) Any racing gas, alcohol/methanol or oxygenated fuels permitted. No nitro methane. (Specific Gravity Tolerances shall not exceed .817 @ 60°)
- 14) Any type of fuel injection permitted.

### **GENERAL TRACTION CONTROL: (Outlaw Pro-Stock) (FT)**

#### **Self-Learning Traction Control Technology**

- 1) The use of all self-learning traction control technology (i.e. all Davis Technology Products) in all PRO classes shall not be permitted.

**END OF MRA – OUTLAW PRO-STOCK (FT)**

## **2026 MRA – Modified Cuts Class (FT)**

### **GENERAL OVERVIEW**

The Modified Cuts class is primarily an alcohol injected nitrous class which also allows naturally aspirated combinations. The class is intended for highly modified four-wheel drive vehicles featuring a full tube (rail) chassis vehicle. Any engine location and aluminum engine blocks are permitted. These vehicles need not resemble any factory produced vehicle. **The vehicle must meet all safety requirements for this class. (See General Rules)**

### **Body: (Modified Cuts) (FT)**


- 1) Body is required. It can be constructed from metal, fiberglass, or plastic and can be of any design. It should cover the driver's compartment of the vehicle.
- 2) Firewall and floor plan shall be present protecting the driver from engine and driveline components. Minimum 0.030 steel or 0.060 aluminum recommended.

## **CHASSIS: (Modified Cuts) (FT)**

Chassis material shall meet MRA minimum requirements. **(See General Rules)** These are the minimum standards and do not imply nor guarantee driver or vehicles safety.

- 1) All rear engine vehicles that require the roll cage must extend forward of the driver's feet in order to provide adequate protection for the driver's compartment.
- 2) Any engine location permitted.
- 3) Any type of suspension permitted.
- 4) Any type of transmission permitted.
- 5) Any type of transfer set up permitted.
- 6) Any OEM style front and rear differentials permitted. Modifications permitted.
- 7) 4-wheel brakes mandatory, dual master cylinder or OEM style dual reservoir master cylinder required.
- 8) Maximum 46.5" DOT cut tires only
- 9) Vera Trac and similar sand tires are acceptable on front of vehicle.
- 10) Maximum wheelbase is 150".
- 11) Minimum weight with driver up to 5" Bore Space Maximum w/no power adder
  - a) Big Block equipped vehicles – 2,150 lbs.
  - b) Small Block equipped vehicles – 1,850 lbs.
- 12) Minimum weight with driver 5.1" Bore Space Minimum w/no power adder
  - a) Big Block equipped vehicles – 2,250 lbs.
  - b) Small Block equipped vehicles – 1,850 lbs.
- 13) Minimum weight with driver up to 5" Bore Space Maximum w/power adder
  - a) Big Block equipped vehicles – 2,450 lbs.
  - b) Small Block equipped vehicles – 2,150 lbs.
- 14) Minimum weight with driver 5.1" Bore Space Minimum w/power adder
  - a) Big Block equipped vehicles – 2,550 lbs.
  - b) Small Block equipped vehicles – 2,150 lbs.

## **ENGINE: (Modified Cuts) (FT)**

- 1) Any automotive type of engine permitted.
    - a) Cast Iron Block permitted.
    - b) Aluminum Block permitted.
    - c) 5.3" Bore Space
  - 2) Any automotive type cylinder head permitted.
  - 3) Sheet metal intakes permitted.
  - 4) Multiple carburetors permitted.
  - 5) Any aftermarket fuel injection permitted.
  - 6) Nitrous permitted.
  - 7) Race fuel permitted.
  - 8) M-1, M3, & M-5 alcohol permitted.
  - 9) No nitro methane or similar accelerators. (Specific Gravity Tolerances shall not exceed .817 @ 60°)
  - 10) No turbocharges or supercharges
- 
- A large, semi-transparent watermark of the MRA logo is centered over the list. The logo is oval-shaped with a red border. Inside, the text "MID RACERS ASSOCIATION INC." is written in a red, stylized font along the top curve. In the center, there is a graphic of a race track starting line with "PRE-STAGE" and "STAGE" markers, flanked by two checkered flags. Below this, the letters "MRA" are prominently displayed in a large, red, blocky font. At the bottom of the oval, there are stylized flames in yellow and orange.

## **GENERAL TRACTION CONTROL: (Modified Cuts) (FT)**

### **Self-Learning Traction Control Technology**

- 1) The use of all self-learning traction control technology (i.e. all Davis Technology Products) in all PRO classes shall NOT be permitted.

## **END OF MRA – MODIFIED CUTS (FT)**



## **2026 MRA – OPEN PADDLES CLASS**

### **GENERAL OVERVIEW**

Open Paddles is primarily a supercharged alcohol injected class which also allows turbocharges, nitrous, superchargers with nitrous and naturally aspirated combinations. The class is intended for highly modified four-wheel drive vehicles featuring full tube (rail) chassis vehicles. Any engine location and aluminum engine blocks are permitted. These vehicles need not resemble any factory produced vehicle. **Vehicles must meet all safety requirements for this class. (See General Rules)**

### **Body: (Open Paddles) (FT)**

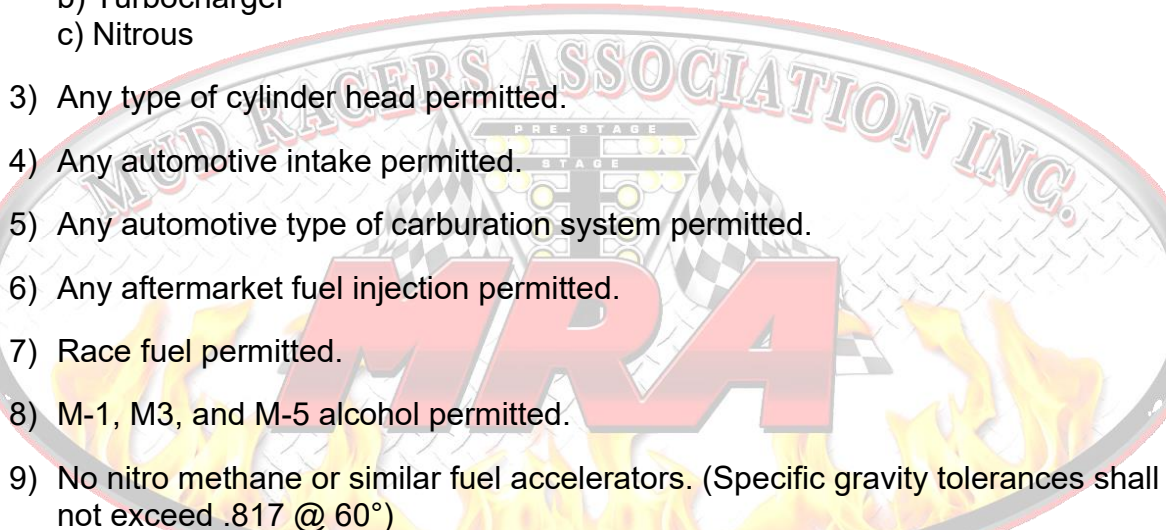
- 1) Body is required. It can be constructed from metal, fiberglass, or plastic and can be of any design. It should cover the driver's compartment of the vehicle.
- 2) Firewall and floor plan shall be present protecting the driver from engine and driveline components. Minimum 0.030 steel or 0.060 aluminum recommended.

## **CHASSIS: (Open Paddles) (FT)**

Chassis material shall meet MRA minimum requirements. (See General Rules) These are the minimum standard and do not imply nor guarantee driver or vehicles safety.

- 1) All rear engine vehicles that require a roll cage must extend forward of the driver's feet in order to provide adequate protection for the driver's compartment.
- 2) Any engine location permitted.
- 3) Any type of suspension permitted.
- 4) Any type of transmission permitted.
- 5) Any type of transfer set up permitted.
- 6) Any OEM style front and rear differentials permitted. Modifications permitted.
- 7) 4-wheel brakes mandatory, dual master cylinder or OEM style dual reservoir master cylinder required.
- 8) Paddle tires or maximum of 46.5 DOT cut tires permitted.
- 9) Vera Trac and similar sand tires are acceptable on front of the vehicle.
- 10) Maximum wheelbase is 150".
- 11) Minimum weight with driver and with power adder
  - a) Big Block equipped vehicles – 2,450 lbs.
  - b) Small Block equipped vehicles – 2,150 lbs.
- 12) Minimum weight with driver and no power adder
  - a) Big Block equipped vehicles – 2,150 lbs.
  - b) Small Block equipped vehicles – 1,850 lbs.

## **ENGINE: (Open Paddles) (FT)**

- 1) Any automotive type engine permitted.
    - a) Cast Iron Block permitted.
    - b) Aluminum Block permitted.
  - 2) Power Adders Permitted.
    - a) Supercharger
    - b) Turbocharger
    - c) Nitrous
  - 3) Any type of cylinder head permitted.
  - 4) Any automotive intake permitted.
  - 5) Any automotive type of carburation system permitted.
  - 6) Any aftermarket fuel injection permitted.
  - 7) Race fuel permitted.
  - 8) M-1, M3, and M-5 alcohol permitted.
  - 9) No nitro methane or similar fuel accelerators. (Specific gravity tolerances shall not exceed .817 @ 60°)
- 
- A large, semi-transparent watermark of the MRA logo is centered over the list. The logo is oval-shaped with a red border. Inside, the text "MUD RACERS ASSOCIATION INC." is written in a stylized font along the top edge. In the center, there is a graphic of a race car with "PRE-STAGE" and "STAGE" labels. Below the car, the letters "MRA" are prominently displayed in a large, red, 3D font. The bottom of the oval features a graphic of flames.

## **GENERAL TRACTION CONTROL: (Open Paddles) (FT)**

### **Self-Learning Traction Control Technology**

- 1) The use of all self-learning traction control technology (i.e. all Davis Technology Products) in all PRO classes shall NOT be permitted.

## **END OF MRA – OPEN PADDLES (FT)**

## **2026 MRA - MODIFIED PADDLES CLASS**

### **GENERAL OVERVIEW**

Same as MRA Modified Cuts with the exception that paddle tires are allowed.

## **2026 MRA - OPEN CUTS CLASS**

### **GENERAL OVERVIEW**

Same as MRA Open Paddles with the following exceptions:

- a) No Paddle tires.
- b) Maximum of 46.5" DOT cut tires only.